



STEIN LIFT

Au plus haut avec nous



STEINLIFT



INDEX

İÇİNDEKİLER

KABİN BUTONYERİ
CAR FIXTURES COP

GS	4
PG	6
SG	8
LGP	10
SGS	12
DGP	14
SGN	16
SVG	18
LS	20

KAT BUTONYERİ
LANDING FIXTURES LOP

SKT	26
PSXT	28
SG	32
PG	34
PGST	36
GS	38
LG-LS	40

KAPI ÜSTÜ GÖSTERGELER
LANDING INDICATORS


	42
--	----

KUMANDA SİSTEMLERİ
CONTROL SYSTEMS

MT70	46
CLS	49

SENSÖRLER
SENSORS

	50
--	----



KABİN BUTONYERİ CAR OPERATION PANEL



Paslanmaz Çelik
Stainless Steel



Cam Tasarım
Glass Design

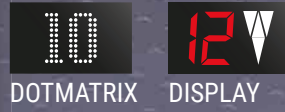


Sıva Altı Kutulu
Boxed Assembly

Opsiyonel Gösterge Optional Display



22" TFT



DOTMATRIX

DISPLAY



LCD



D64



D60

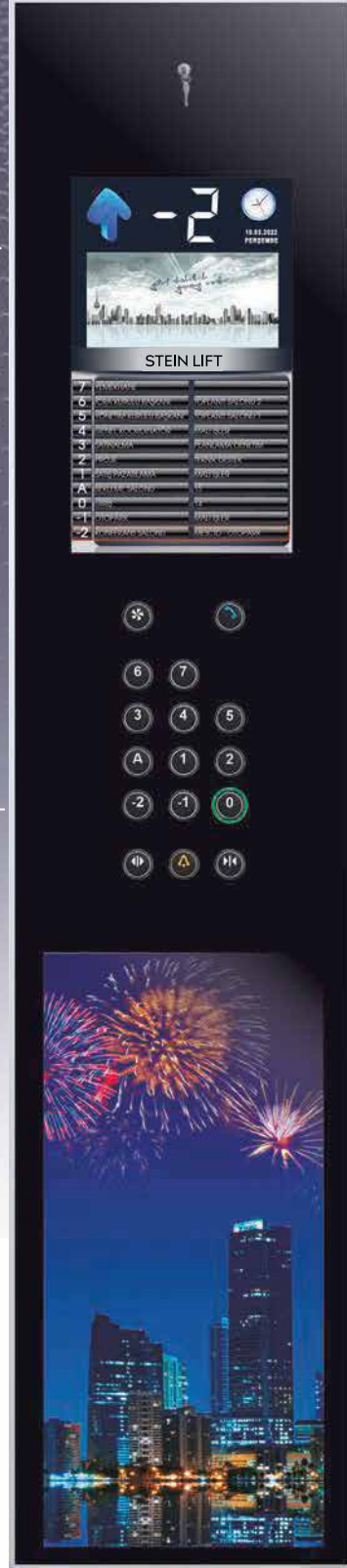
Opsiyonel Buton Optional Button



SWST



WST



GSN2000

440x2000 mm

Kutu / Box : 405x1965 mm

Opsiyonel / Optional



RFID Manyetik Kart Okuyucu
RFID Magnetic Card Reader

Opsiyonel Optional

Standart Görsel veya
Firma Logonuz
Our Standart Image or
Your Company Logo



GSN2000
280x2000 mm
Kutu / Box : 245x1965 mm

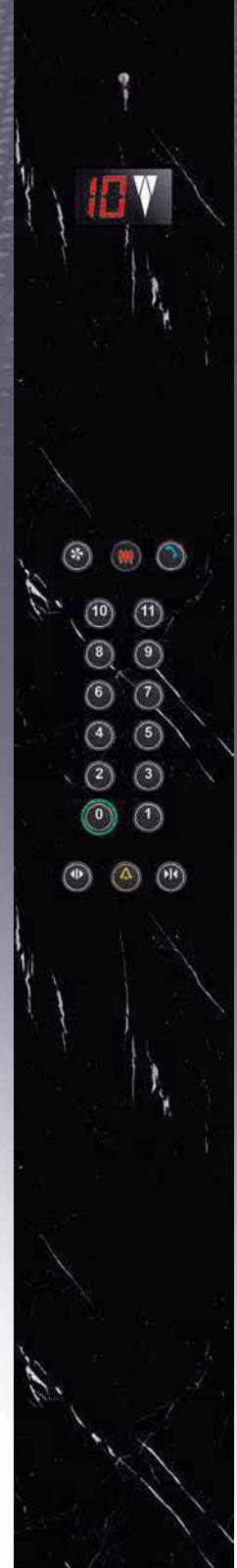


GSN2000
280x2000 mm
Kutu / Box : 245x1965 mm



BG Gri / BG Gray

GSN2000 SM
280x2000 mm




Toros Siyahı / Toros Black

GSN2000 SM
280x2000 mm

- 6 mm Temperli Cam
- Siviçli Buton
- Çalışma Voltajı 24 VDC
- RFID manyetik kart şifreleme (opsiyonel)
- Sıva Altı Montaj

- 6 mm Tempered Glass
- Push Button
- Operating Voltage 24 VDC
- RFID magnetic card startup code (optional)
- Boxed Assembly



KABİN BUTONYERİ CAR OPERATION PANEL



Paslanmaz Çelik
Stainless Steel



Cam Tasarım
Glass Design




Sıva Üstü Montaj
Surface Mounting

Opsiyonel Gösterge Optional Display



DOTMATRIX



DISPLAY



LCD



7" TFT



D64



D60

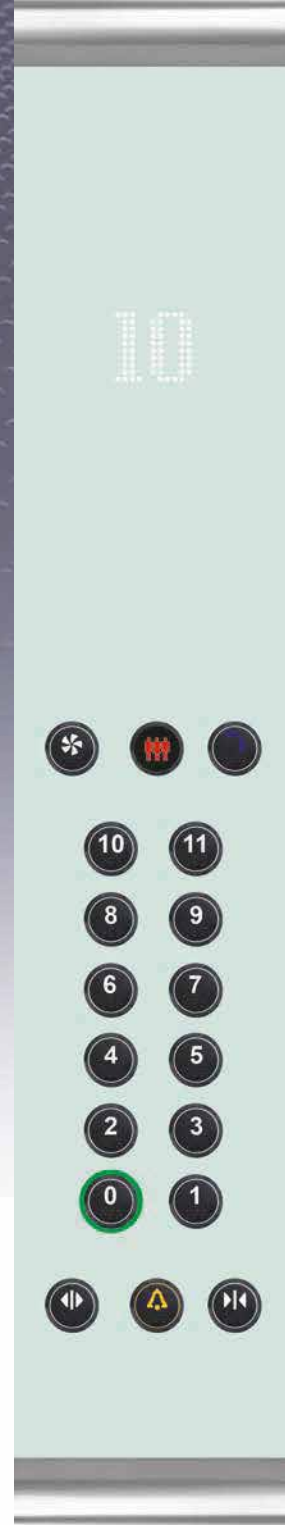
Opsiyonel Buton Optional Button



SWST



WST



PGN1000 SM
200x1100 mm

Opsiyonel Gövde Optional Body

Cam / Glass
Akrilik / Acrylic

Opsiyonel / Optional



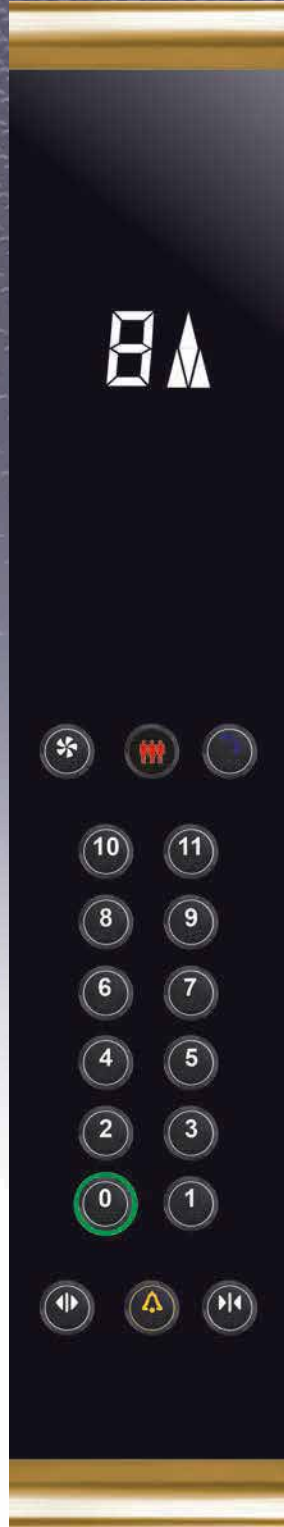
RFID Manyetik Kart Okuyucu
RFID Magnetic Card Reader

Opsiyonel Gövde Optional Body

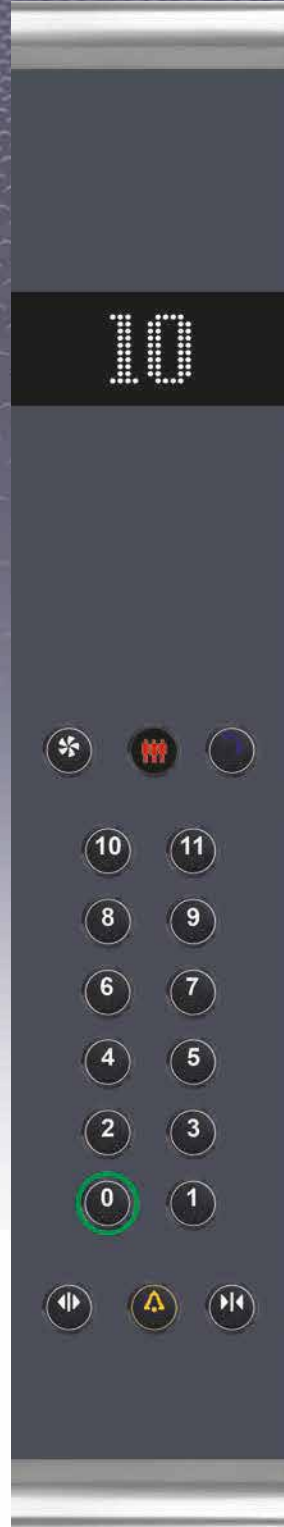
Altın / Gold
Satin / Satine



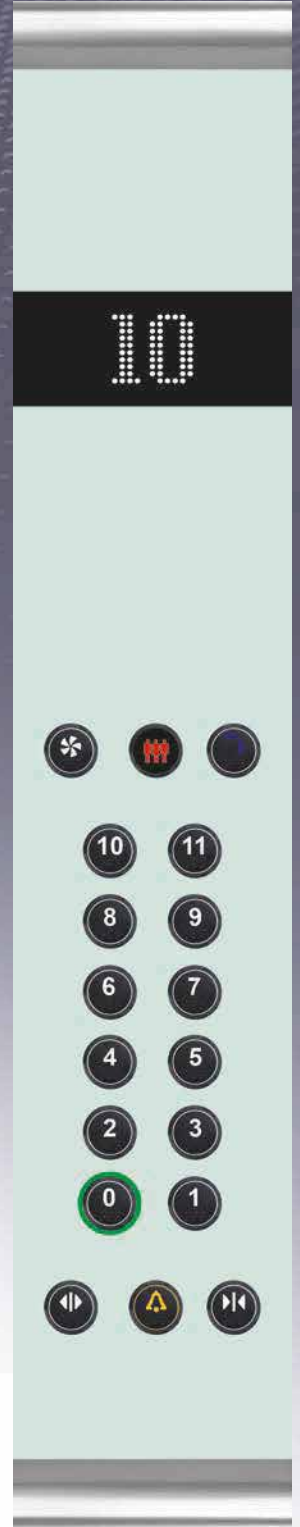
PGN1000 SM
200x1100 mm



PGN1000 SM
200x1100 mm




PGN1000 SM
200x1100 mm



PGN1000 SM
200x1100 mm

- 4 mm Temperli Cam veya Akrilik
- Siviçli Buton
- Çalışma Voltajı 24 VDC
- Sıva Üstü
- 1100x200x24 mm
- RFID manyetik kart şifreleme (opsiyonel)

- 4 mm Tempered Glass or Acrylic
- Push Button
- Operating Voltage 24 VDC
- Surface Mount
- 1100x200x24 mm
- RFID magnetic card startup code (optional)



KABİN BUTONYERİ CAR OPERATION PANEL



Paslanmaz Çelik
Stainless Steel

Opsiyonel Gösterge Optional Display



DOTMATRIX




DISPLAY



LCD



7" TFT



D64



D60

Opsiyonel Buton Optional Button



SWST



WST



SB



Siva Altı Kutulu
Boxed Assembly



Opsiyonel / Optional



RFID Manyetik Kart Okuyucu
RFID Magnetic Card Reader

Opsiyonel Gövde Optional Body

Siyah / Black
Altın / Gold
Satin / Satine
Bronz / Bronze

SGN2000

280x2000 mm

Kutu / Box : 245x1965 mm



SGN2000
280x2000 mm
Kutu / Box : 245x1965 mm



SGN2000
280x2000 mm
Kutu / Box : 245x1965 mm



SGN2000
280x2000 mm
Kutu / Box : 245x1965 mm

- 1mm paslanmaz çelik-cam kapak
- 56mm display gösterge
- 100 mm display gösterge (Beyaz opsiyonel)
- 30mm dot matrix display gösterge (opsiyonel)
- 320x240 mavi - beyaz grafik lcd (opsiyonel)
- 125x70 Alfanumerik LCD (opsiyonel)
- Tom (touch memory) şifreleme (opsiyonel)
- Manyetik kartlı şifreleme (opsiyonel)

- 1mm stainless steel-glass front panel
- 56mm display indicator
- 100mm display indicator (White optional)
- 30mm dot matrix display indicator (optional)
- 320x240 blue - white graphic lcd (optional)
- 125x70 Alphanumeric LCD (optional)
- Tom (touch memory) startup code (optional)
- Proximity card reader startup code (optional)



KABİN BUTONYERİ CAR OPERATION PANEL



Paslanmaz Çelik
Stainless Steel

Opsiyonel Gösterge Optional Display



DOTMATRIX



DISPLAY



LCD



7" TFT



D64



D60

Opsiyonel Buton Optional Button



SWST



WST



SB



LGPN2000
230x2000 mm

Opsiyonel / Optional



RFID Manyetik Kart Okuyucu
RFID Magnetic Card Reader



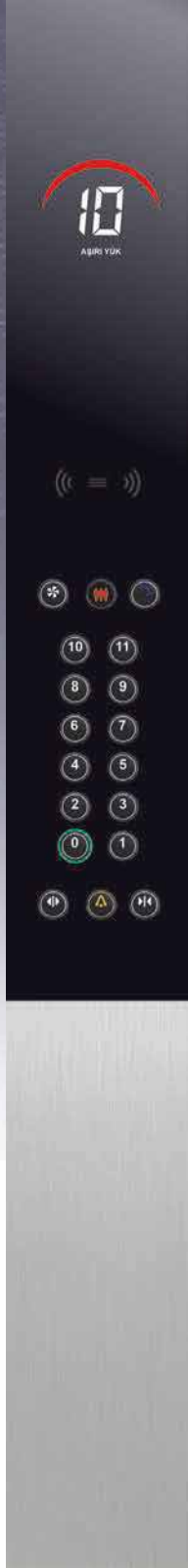
Sıva Üstü Montaj
Surface Mounting



Sıva Altı Kutulu
Boxed Assembly

Opsiyonel Gövde Optional Body

Siyah / Black
Altın / Gold
Satin / Satine
Bronz / Bronze



LGNP2000 FBSM
230x2000 mm



LGNP2000
230x2000 mm




LGNP2000
230x2000 mm



LGNP1000
230x1000 mm

- 1mm paslanmaz çelik ve cam kapak
- 56mm display gösterge (Mavi opsiyonel)
- 50mm 11x15 dot matrix display gösterge (opsiyonel)
- 125x70 Alfanumerik LCD (opsiyonel)
- 7" TFT Renkli LCD Ekran
- 24v led sinyal (kırmızı - yeşil - mavi)
- RFID manyetik kart şifreleme (opsiyonel)

- 1mm stainless steel and glass front panel
- 56mm display indicator(blue optional)
- 50mm 11x15 dot matrix display indicator (optional)
- 125x70 Alphanumeric LCD (optional)
- 7" TFT LCD Display
- 24v led indicator (red - green - blue colour)
- RFID magnetic card startup code (optional)



KABİN BUTONYERİ CAR OPERATION PANEL



Paslanmaz Çelik
Stainless Steel

Opsiyonel Gösterge Optional Display



S60

Opsiyonel Buton Optional Button



SWST



WST



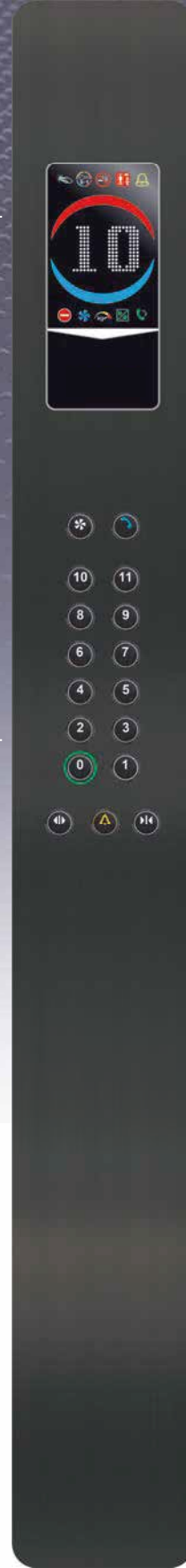
SB



Siva Altı Kutulu
Boxed Assembly



Siva Üstü Montaj
Surface Mounting



SGS60PN2000
230x2000 mm

Opsiyonel / Optional



RFID Manyetik Kart Okuyucu
RFID Magnetic Card Reader

Opsiyonel Gövde Optional Body

Siyah / Black
Altın / Gold
Satin / Satine
Bronz / Bronze



SGS60PN2000
230x2000 mm




SGS60PN2000
230x2000 mm



LGS60PN2000
230x2000 mm
Kutu / Box : 195x1965 mm

- 1mm paslanmaz çelik
- 60mm display gösterge
- 70mm 22x15 dot matrix display gösterge (opsiyonel)
- 7" TFT Renkli LCD Ekran
- 24v led sinyal (kırmızı - yeşil - mavi)
- RFID manyetik kart şifreleme (opsiyonel)

- 1mm stainless steel and glass front panel
- 56mm display indicator(blue optional)
- 50mm 11x15 dot matrix display indicator (optional)
- 125x70 Alphanumeric LCD (optional)
- 7" TFT LCD Display
- 24v led indicator (red - green - blue colour)
- RFID magnetic card startup code (optional)



KABİN BUTONYERİ CAR OPERATION PANEL



SS

Paslanmaz Çelik
Stainless Steel

Opsiyonel Gösterge
Optional Display

* GX70TFT

Opsiyonel Buton
Optional Button



SWST



WST



SB



Sıva Üstü Montaj
Surface Mounting



DGNP2000
230x2000 mm

Opsiyonel / Optional



RFID Manyetik Kart Okuyucu
RFID Magnetic Card Reader

Opsiyonel Gövde
Optional Body

Siyah / Black
Altın / Gold
Satin / Satine
Bronz / Bronze

48 Durağa Kadar Standart Kabin Butonu Up To 48 Stop One Style COP

GX70TFT

Bulunduğu Kat / Location Floor

Gidilen Kat / Target Floor



The diagram shows two panels. The left panel displays the current floor '5' with a green arrow pointing down, indicating the current location. The right panel displays the target floor '6' with a red arrow pointing up, indicating the destination. Both panels show a list of floors from 0 to 19, with the current floor highlighted in green and the target floor highlighted in red. The weight and capacity (320 kg, 4 Kisi) and the time (12:36) are also displayed.


DGPN1000
230x1000 mm

Ayarlar Menüsü / Settings Menu

Genel	Genel
Genel	Kat Sayısı 20
Ekran	Bodrum Sayısı 0
Ses	Bodrum Simgesi -
Saat/Tarih	Rumuz >
Sistem	
Çağrı	
Renkler	
Hakkında	

- 1mm paslanmaz çelik ve cam kapak
- 7" TFT Renkli Ekran
- 0...9 Tuş Takımı ile 48 Durağa Kadar Kullanım
- 24V led sinyal (kırmızı - yeşil - mavi)
- RFID manyetik kart şifreleme (opsiyonel)

- 1mm stainless steel and glass front panel
- 7" TFT Display
- 0...9 Up to 48 Stops with Keypad
- 24V led indicator (red - green - blue colour)
- RFID magnetic card startup code (optional)



KABİN BUTONYERİ CAR OPERATION PANEL



SS

Paslanmaz Çelik
Stainless Steel

Opsiyonel Gösterge Optional Display



DOTMATRIX



DISPLAY



LCD



7" TFT



D64



D60

Opsiyonel Buton Optional Button



SWST



WST



SB



Sıva Üstü Montaj
Surface Mounting



SGPN1000 SM
230x1000 mm

Opsiyonel Gövde
Optional Body

Cam / Glass
Akrilik / Acrylic

Opsiyonel / Optional



RFID Manyetik Kart Okuyucu
RFID Magnetic Card Reader

Opsiyonel Gövde
Optional Body

Siyah / Black
Altın / Gold
Satin / Satine
Bronz / Bronze



SGN2000 SM
230x2000 mm



SGPN2000 SM
230x2000 mm



SGN2000 SM
230x2000 mm




SGGN1000 SM
230x1000 mm



SGN505 SM
120x500 mm

- 1mm paslanmaz çelik ve akrilik kapak
- 56mm display gösterge
- 50mm 11x15 dot matrix display gösterge (opsiyonel)
- 125x70 Alfanumerik LCD (opsiyonel)
- 7" TFT Renkli Ekran
- 24v led sinyal (kırmızı - yeşil - mavi)
- RFID manyetik kart şifreleme (opsiyonel)

- 1mm stainless steel and acrylic front panel
- 56mm display indicator
- 50mm 11x15 dot matrix display indicator (optional)
- 125x70 Alphanumeric LCD (optional)
- 7" TFT Display
- 24v led indicator (red - green - blue colour)
- RFID magnetic card startup code (optional)



KABİN BUTONYERİ CAR OPERATION PANEL



Paslanmaz Çelik
Stainless Steel



Sıva Üstü Montaj
Surface Mounting

Opsiyonel Gösterge Optional Display



D60



DM1110

Opsiyonel Buton Optional Button



WST



SWST



SB



VN50



STEIN LIFT

Opsiyonel / Optional



RFID Manyetik Kart Okuyucu
RFID Magnetic Card Reader

Opsiyonel Gövde Optional Body

Siyah / Black
Altın / Gold
Satin / Satine
Bronz / Bronze

SGVN2000 SM
120x2000 mm



SGVN2000 SM
120x2000 mm



SGVN2000 SM
120x2000 mm



SGVN2000 SM
120x2000 mm



SGVNP2000 SM
120x2000 mm

- 1mm paslanmaz çelik ve akrilik kapak
- 56mm display göstere
- 50mm 11x15 dot matrix display göstere (opsiyonel)
- 125x70 Alfanumerik LCD (opsiyonel)
- 7" TFT Renkli Ekran
- 24v led sinyal (kırmızı - yeşil - mavi)
- RFID manyetik kart şifreleme (opsiyonel)

- 1mm stainless steel and acrylic front panel
- 56mm display indicator
- 50mm 11x15 dot matrix display indicator (optional)
- 125x70 Alphanumeric LCD (optional)
- 7" TFT Display
- 24v led indicator (red - green - blue colour)
- RFID magnetic card startup code (optional)



KABİN BUTONYERİ CAR OPERATION PANEL



Opsiyonel Gösterge Optional Display



DOTMATRIX



DISPLAY



LCD

Opsiyonel Buton Optional Button



SWST



WST



SB



Sıva Üstü Montaj
Surface Mounting



Paslanmaz Çelik
Stainless Steel



LSPN2000 SM
237x2000 mm


Opsiyonel / Optional



RFID Manyetik Kart Okuyucu
RFID Magnetic Card Reader

Opsiyonel Gövde Optional Body

Siyah / Black
Altın / Gold
Satin / Satine
Bronz / Bronze





LSPN2000 SM
237x2000 mm



LSPN1000 SM
237x1000 mm



Sıva Üstü Montaj
Surface Mounting



LSPN2000
230x2000 mm
Kutu / Box : 190x1960 mm



Sıva Altı Kutulu
Boxed Assembly



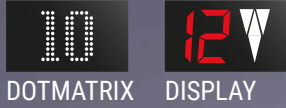
LSPN1000
230x1000 mm
Kutu / Box : 190x960 mm

- 1mm paslanmaz çelik kapak
- 56mm display gösterge (Mavi opsiyonel)
- 50mm 11x15 dot matrix display gösterge (opsiyonel)
- 125x70 Alfanumerik LCD (opsiyonel)
- 24v led sinyal (kırmızı - yeşil - mavi)
- RFID manyetik kart şifreleme (opsiyonel)

- 1mm stainless steel front panel
- 56mm display indicator (blue optional)
- 50mm 11x15 dot matrix display indicator (optional)
- 125x70 Alphanumeric LCD (optional)
- 24v led indicator (red - green - blue colour)
- RFID magnetic card startup code (optional)



Opsiyonel Gösterge
Optional Display



DOTMATRIX DISPLAY



LCD

Opsiyonel / Optional



RFID Manyetik Kart Okuyucu
RFID Magnetic Card Reader



Engelliye Uygun
Disabled



Paslanmaz Çelik
Stainless Steel



LSPNY1000 180x1000 mm

Opsiyonel Buton
Optional Button



SWST



WST



SB



VN50



LSPNY1000 180x1000 mm



LSPNY1000 180x1000 mm

- 1mm paslanmaz çelik kapak
- 56mm display gösterge
- 50mm dot matrix display gösterge (opsiyonel)
- 125x70 Alfanumerik LCD (opsiyonel)
- 24v led sinyal (kırmızı - yeşil - mavi)
- RFID manyetik kart şifreleme (opsiyonel)

- 1mm stainless steel front panel
- 56mm display indicator
- 50mm dot matrix display indicator (optional)
- 125x70 Alphanumeric LCD (optional)
- 24v led indicator (red - green - blue colour)
- RFID magnetic card startup code (optional)



1

1 GIA320

- Plastik Gövde
- Akrilik Yüze
- Sıva Üstü Montaj
- Gösterge Seçenekleri
- Plastic Body
- Acrylic Surface
- Surface Mounting
- Display Options

2 SGST 301

- Plastik Gövde
- Cam veya Pileksiglass Yüze
- Sıva Üstü Montaj
- Gösterge Seçenekleri
- Plastic Body
- Glass or Plexiglass Surface
- Surface Mounting
- Display Options



2

► *Hedefinizi
iyi seçin !*

*Choose your
destination well !*





10

10

10
ASPIR

Call button
Directional buttons
Emergency stop button
Emergency call button

10
ASPIR

ASPIR



KAT BUTONYERİ LANDING OPERATION PANEL



Paslanmaz Çelik
Stainless Steel

Opsiyonel Gövde Optional Body

Siyah / Black
Altın / Gold
Satin / Satine
Bronz / Bronze

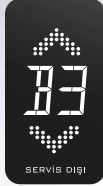
Opsiyonel Gösterge Optional Display



DISPLAY



DOTMATRIX



LCD



Sıva Üstü Montaj
Surface Mounting



SKT302
78x305 cm



SKT302
78x305 cm




SKT302
78x305 cm



SKT302
78x305 cm



SKT301
78x305 cm




SKMT301
78x305 cm



SGKPT301
78x305 cm



SGSKT301
78x305 cm



SGKT301
78x305 cm



SGKT301
78x305 cm

- 0,8 mm paslanmaz çelik ve akrilik kapak
- 32mm display gösterge
- 48mm 10x11 dotmatrix display
- 24v led sinyal (kırmızı - yeşil - mavi)
- Kalınlık 12,9 mm
- Seri Haberleşme

- 0,8 mm stainless steel and acrylic frontpanel
- 32mm display indicator
- 48mm 10x11 dotmatrix display
- 24v led indicator (red - green - blue colour)
- Thickness 12,9 mm
- Serial Communication



KAT BUTONYERİ LANDING OPERATION PANEL



Paslanmaz Çelik
Stainless Steel

Opsiyonel Gövde Optional Body

Siyah / Black
Altın / Gold
Satin / Satine
Bronz / Bronze


Opsiyonel Gösterge Optional Display



DISPLAY



DOTMATRIX



LCD

Opsiyonel Buton Optional Button



SWST



WST



SB



Sıva Üstü Montaj
Surface Mounting



PSXT251
85x250 cm



PSXT251
85x250 cm



PSXT251
85x250 cm



PSXT252
85x250 cm



PSXT251
85x250 cm



PSXT251
85x250 cm



PSXT251
85x250 cm



PSXTB251
85x250 cm



PSXTB252
85x250 cm



PSXTB251
85x250 cm



PSXTB252
85x250 cm



PSXTB171
85x170x12 mm



PSXTB252
85x170x12 mm

- 0,8 mm paslanmaz çelik kapak ve kasa
- 33mm 7 segment display gösterge
- 48mm 10x11 dotmatrix display
- 24v led sinyal (kırmızı - yeşil - mavi)
- Kalınlık 13,9 mm
- Can-Bus Seri Haberleşme

- 0,8 mm stainless steel frontpanel and box
- 33mm 7 segment display indicator
- 48mm 10x11 dotmatrix display
- 24v led indicator (red - green - blue colour)
- Thickness 13,9 mm
- Can-Bus Serial Communication



PSXT2522
160x250 mm



PSXT2522
160x250 mm



Siva Üstü Montaj
Surface Mounting



PSXT2521
160x250 mm



PSXT251
160x250 mm



PSXT2522
160x250 mm



PSXT2522 V
160x250 mm



STEIN LIFT



1


SGI300 DM

- Metal Gövde
- Cam veya Pileksiglass Yüzey
- Sıva Üstü Montaj
- Gösterge Seçenekleri
- Metal Body
- Glass or Plexiglass Surface
- Surface Mounting
- Display Options

2

SGT 2001 DM

- Metal Gövde
- Cam veya Pileksiglass Yüzey
- Sıva Üstü Montaj
- Gösterge Seçenekleri
- Metal Body
- Glass or Plexiglass Surface
- Surface Mounting
- Display Options



KAT BUTONYERİ LANDING OPERATION PANEL



SS Paslanmaz Çelik
Stainless Steel

Opsiyonel Gövde Optional Body

Siyah / Black
Altın / Gold
Satin / Satine
Cam / Glass


Opsiyonel Gösterge Optional Display



DISPLAY



DOTMATRIX



LCD

Opsiyonel Buton Optional Button



SWST



WST



SB



Sıva Üstü Montaj
Surface Mounting




SGST301
94x300 mm



- 2 mm paslanmaz çelik ve akrilik kapak
- 32mm display gösterge
- 48mm 10x11 dotmatrix display
- 24v led sinyal (kırmızı - yeşil - mavi)
- Kalınlık 12,9 mm
- Seri Haberleşme

- 2 mm stainless steel and acrylic frontpanel
- 32mm display indicator
- 48mm 10x11 dotmatrix display
- 24v led indicator (red - green - blue colour)
- Thickness 12,9 mm
- Serial Communication



KAT BUTONYERİ LANDING OPERATION PANEL



Paslanmaz Çelik
Stainless Steel

Opsiyonel Gövde Optional Body

Altın / Gold
Satin / Satine

Opsiyonel Gösterge Optional Display



DISPLAY



DOTMATRIX



LCD

Opsiyonel Buton Optional Button



SWST



WST



SB




Sıva Üstü Montaj
Surface Mounting



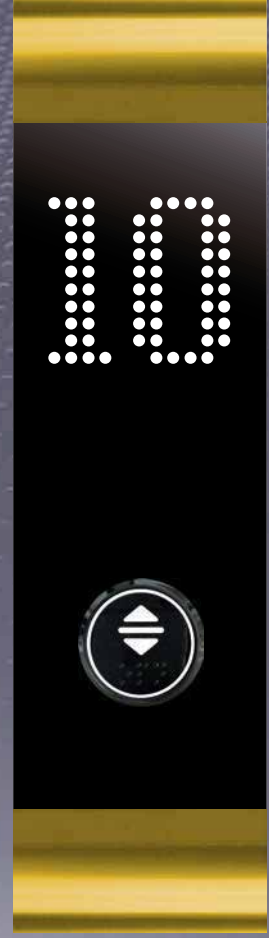
PGT281
76x280 mm



PGT2822
150x280 mm



PGT281
76x280 mm



PGT281
76x280 mm




PGT281
76x280 mm



PGT281
76x280 mm




PGTB281
76x280 mm



PGTB282
76x280 mm

- 0,8 mm paslanmaz çelik ve 4mm akrilik
- 32mm display gösterge
- 24v led sinyal (kırmızı - yeşil - mavi)
- 48mm 10x11 dotmatrix display

- 0,8 mm stainless steel and 4mm acrylic
- 32mm display indicator
- 24v led indicator (red - green - blue colour)
- 48mm 10x11 dotmatrix display



KAT BUTONYERİ LANDING OPERATION PANEL



SS

Paslanmaz Çelik
Stainless Steel

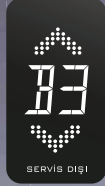
Opsiyonel Gösterge Optional Display



DISPLAY



DOTMATRIX



LCD

Opsiyonel Buton Optional Button



SWST



WST



SB



PGST281
75x280 mm

Opsiyonel Gövde Optional Body

Siyah / Black
Altın / Gold
Satin / Satine
Bronz / Bronze




Sıva Üstü Montaj
Surface Mounting



- 0,8 mm paslanmaz çelik
- 32mm display gösterge
- 24v led sinyal (kırmızı - yeşil - mavi)
- 48mm 10x11 dotmatrix display

- 0,8 mm stainless steel
- 32mm display indicator
- 24v led indicator (red - green - blue colour)
- 48mm 10x11 dotmatrix display



KAT BUTONYERİ LANDING OPERATION PANEL




SS

Paslanmaz Çelik
Stainless Steel



Cam Tasarım
Glass Design

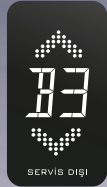
Opsiyonel Gösterge Optional Display



DISPLAY



DOTMATRIX



LCD

Opsiyonel Buton Optional Button




SWST



WST



Sıva Altı Kutulu
Boxed Assembly




GST301
94x300 mm




GST321
155x300 mm
Kutu / Box : 135x270 mm




GST301
94x300 mm
Kutu / Box : 75x270 mm




GST301
94x300 mm
Kutu / Box : 75x270 mm



GST322
155x300 mm
Kutu / Box : 135x270 mm



GST301
94x300 mm
Kutu / Box : 75x270 mm




GST301
94x300 mm
Kutu / Box : 75x270 mm



GSTB251
100x250 mm




GSTB251
100x250 mm
Kutu / Box : 75x220 mm



GSTB252
100x250 mm

- 4 mm Temperli Cam
- Siviç Buton
- 32 mm Display gösterge (Kırmızı, Mavi, Beyaz)
- Çalışma Voltajı 24 VDC
- 90 x 45 mm LCD (opsiyonel)
- 48mm 10x11 dotmatrix display
- Seri Haberleşme

- 4 mm Temper Glass
- Push Button
- 32 mm Display Indicator (Red, Blue, White)
- Operating Voltage 24 VDC
- 90 x 45 mm LCD (optional)
- 48mm 10x11 dotmatrix display
- Serial Communication



KAT BUTONYERİ LANDING OPERATION PANEL



Paslanmaz Çelik
Stainless Steel



Cam Tasarım
Glass Design

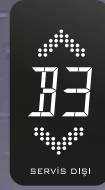
Opsiyonel Gösterge Optional Display



DISPLAY



DOTMATRIX



LCD

Opsiyonel Gövde Optional Body

Siyah / Black
Altın / Gold
Satin / Satine
Bronz / Bronze

Opsiyonel Buton Optional Button



SWST



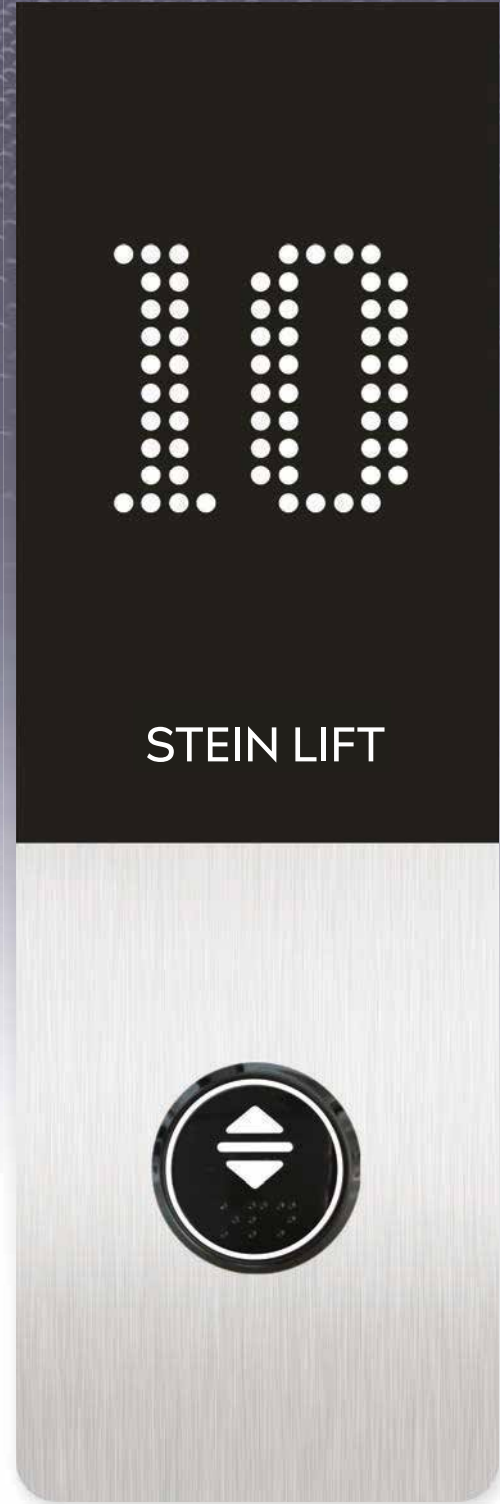
WST



SB



Sıva Altı Kutulu
Boxed Assembly

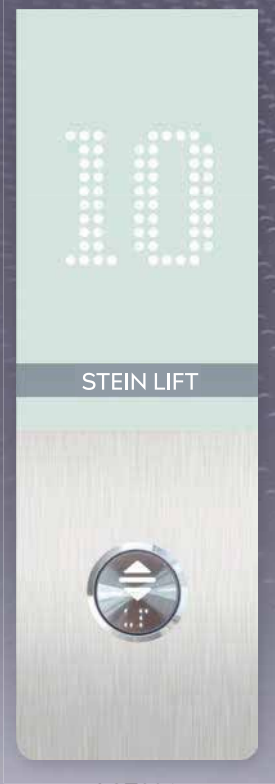


STEIN LIFT

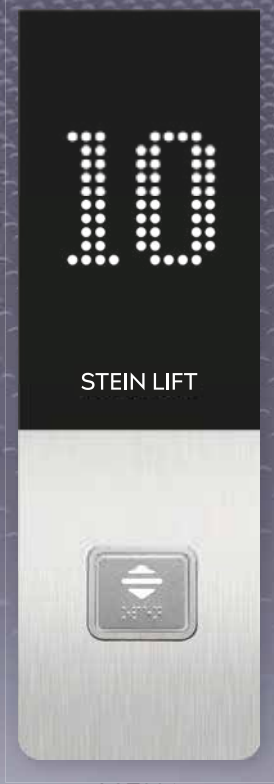
LGT281
86x280 mm



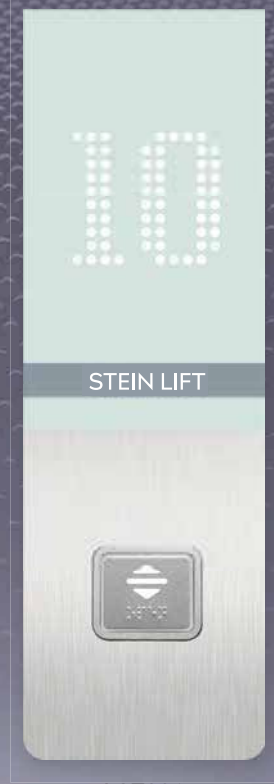
Cam Tasarım
Glass Design



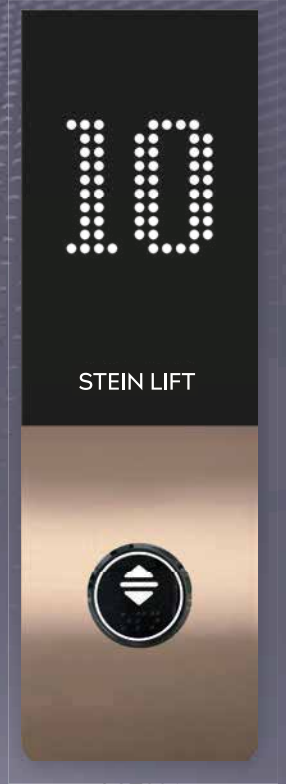
LGT281
86x280 mm



LGT281
86x280 mm



LGT281
86x280 mm



LGT281
86x280 mm



LST361 LCD
100x360 mm



LST362
100x360 mm



LST361
100x360 mm



LST322
155x360 mm



LST2822
155x280 mm



LST281
90x280 mm

- 2mm paslanmaz çelik kapak
- 25mm display gösterge
- 18mm dot matrix display gösterge (opsiyonel)
- 24v led sinyal (kırmızı - yeşil - mavi)
- 90x45 mavi-beyaz lcd (opsiyonel)

- 2mm stainless steel frontpanel
- 25mm display indicator
- 18mm dot matrix display indicator (optional)
- 24v led indicator (red - green - blue colour)
- 90x45 blue-white lcd (opsiyonel)



KAPI ÜSTÜ
KAT GÖSTERGELERİ
LANDING INDICATORS



Opsiyonel Gösterge
Optional Display



DOTMATRIX DISPLAY

Opsiyonel Gövde
Optional Body

Siyah / Black
Altın / Gold
Satine / Satine
Bronz / Bronze



SGCI300
300x100x17 mm



SGMI300
300x100x17 mm



SGMI300
300x100x17 mm



SGI800
800x120x17 mm



AGI64
Ø 465 mm



GI130
Ø 465 mm



GI100
Ø 320 mm



SGI300
300x100x17 mm



PGI280
280x85x15 mm



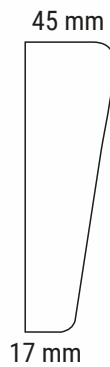
SGI300 DM
300x100x17 mm




PGI280 DM
280x85x15 mm



GIA250
250x130 mm



GIA250
250x130 mm





GIA320
320x106 mm



GIA320
320x106 mm

TÜMLEŞİK ASANSÖR
KONTROL SİSTEMLERİ
INTEGRATED ELEVATOR
CONTROL SYSTEMS







MT70 DİŞLİSİZ MOTOR
KUMANDA PANOSU
MT70 GEARLESS MOTOR
SPEED CONTROL PANEL




KUYU İÇİ PANO
PANEL IN SHAFT

İNCE KAPI KENARI DİŞLİSİZ MOTOR
KUMANDA PANOSU
SLIM DOOR SIDE GEARLESS MOTOR
SPEED CONTROL PANEL



KAPI İÇİ PANO
INDOOR PANEL



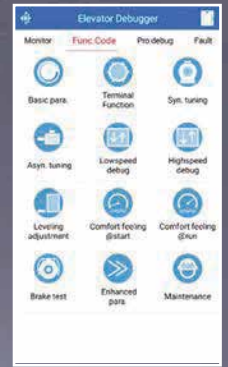
REVIZYON KUTUSU
MAINTENANCE BOX



MT70 DİŞLİLİ MOTOR KUMANDA PANOSU
MT70 GEARBOX MOTOR SPEED CONTROL PANEL



ANDROID APP

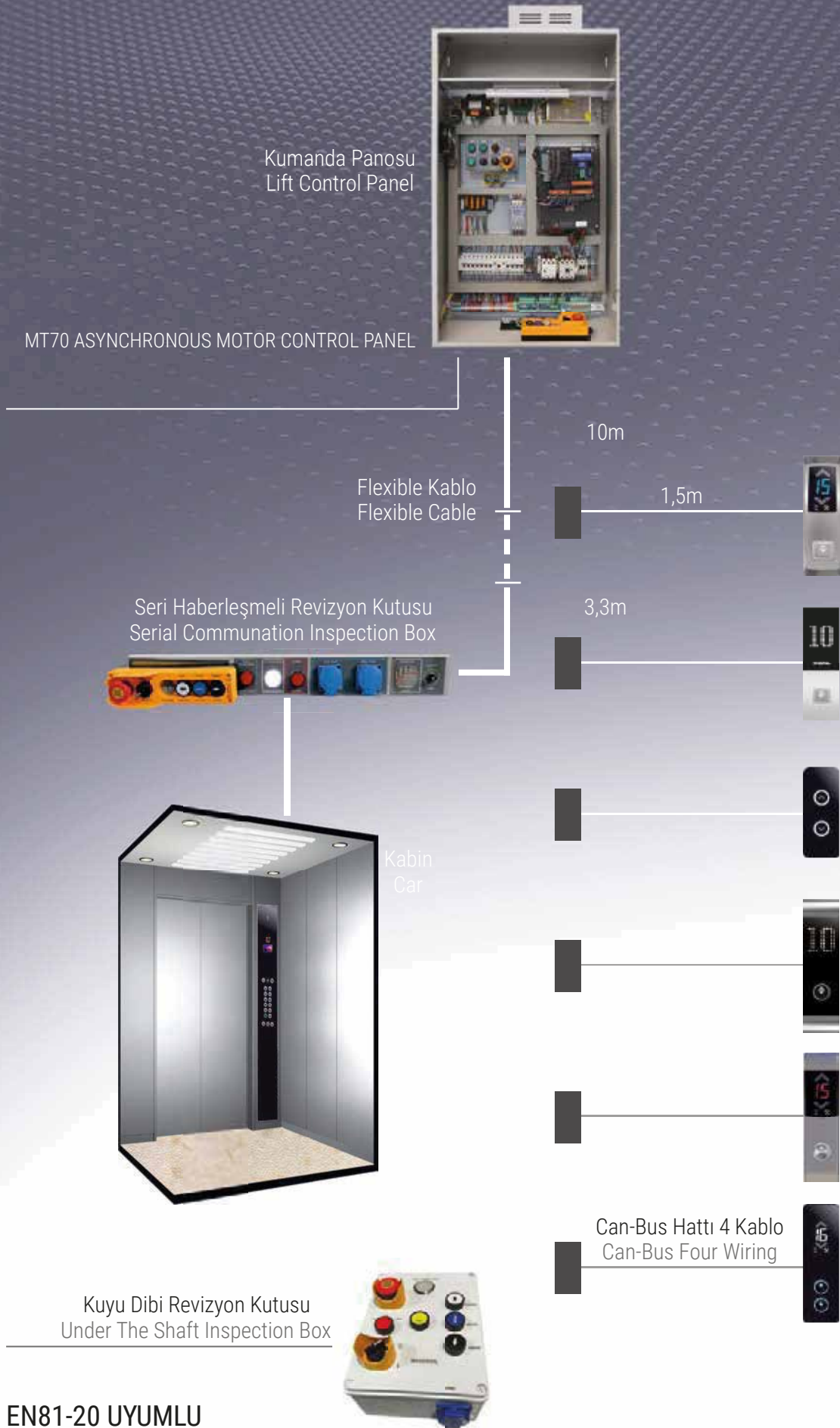


• ÖZELLİKLER

Uygulama Şekli Yeni asansörlerin kurulumunda ve eski asansörlerin revizyonlarında	Motor Kontrol Modu Dişlisiz (senkron) makine ve Dişli (Asenkron) makine
Soketli Hazır Kabin Butonu Tesisatı Hazır tesisat CAN-BUS haberleşmeli veya opsiyonel olarak paralel tesisat	Kat Tesisatı Hazır tesisat MOD-BUS haberleşmeli veya opsiyonel paralel tesisat
Geri Kaydırmayı Önleme Herhangi bir yük sinyali olmadan otomatik olarak kabinin geri kaymasını engeller	Kapı Kontrolü Bağımsız olarak çalışabilen 2 kapı kontrolü
Encoder Seçenekleri Artımsal Encoder (5V TTL line driver veya 10-30V DC open collector) Mutlak Encoder (Endat ENC-1313/ ERN-1387, Sin-COS veya UVW)	Otomatik Kata Getirme 1 Faz 220V AC Ups ile kurtarma
Durak Sayısı 48 durağa kadar	Grup Çalışma Dublex veya 8'li asansöre kadar
Asansör Hızı 4m/s'ye kadar	Bluetooth modülü ile ANDROID telefonla ayarları yapabileme
Şifreleme	
Büyük Ekranlı El Terminali	

• CHARACTERISTICS

Application Type Installation of new lifts or replacement of old lifts	Landing Wiring Standard MOD-BUS serial communication
Rollback Prevention At Start Anti-rollback function (without any external load signal)	Door Operation 2 independently operated car entrances
Encoder Options Incremental encoders (5V TTL or 10-30V HTL) Absolute encoders (EnDat, SinCos or UVW)	Motor Control Mode Synchronous (gearless) machines or induction (geared) machines
Emergency Rescue Unit With 220V AC Power supply Input	Group Operation Dublex or Up to 8 lifts
Ready-to-connect COP wire cables Standard CAN-BUS serial communication or optional parallel communication	Bluetooth Adjustment Software
Speed Speed range Up to 4 m/s	Big screen keypad
Number of floors Up to 48 floors	Password

STEINLIFT HAZIR TESİSAT ASANSÖR KUMANDA SİSTEMİ
STEINLIFT READY INSTALLATION LIFT CONTROLLER

EN81-20 UYUMLU

CE

CLS PLUS ASANSÖR KUMANDA PANOSU
CLS PLUS ELEVATOR CONTROL PANELCLS PLUS ÇİFT HIZ KUMANDA PANOSU
CLS PLUS DOUBLE SPEED CONTROL PANELREVİZYON KUTUSU
MAINTENANCE BOXKUYU REVİZYON KUTUSU
SHAFT MAINTENANCE BOX

• ÖZELLİKLER

Uygulama Şekli Hız Kontrollü, Çift Hızlı, Hidrolik	Motor Kontrol Modu Dişlisiz (senkron) makine ve Dişlili (Asenkron) makine
Soketli Hazır Kabin Butonu Tesisatı Hazır tesisat CAN-BUS haberleşmeli veya paralel tesisat	Kat Tesisatı Hazır tesisat MOD-BUS haberleşmeli veya opsiyonel paralel tesisat
Geri Kaydırmayı Önleme Herhangi bir yük sinyali olmadan otomatik olarak kabinin geri kaymasını engeller	Kapı Kontrolü Bağımsız olarak çalışabilen 2 kapı kontrolü
Encoder Seçenekleri Artımsal Encoder (5V TTL line driver veya 10-30V DC open collector) Mutlak Encoder (Endat ENC-1313/ ERN-1387, Sin-COS veya UVW)	Otomatik Kata Getirme 3 Faz 60V DC 4 Akü ile kurtarma 220V 1500VA UPS
Durak Sayısı 24 durağa kadar	Asansör Hızı 1,6m/sn'ye kadar
	USB'den yazılım güncelleme

• CHARACTERISTICS

Application Type Speed Control, Double Speed, Hydrolic	Landing Wiring Standard MOD-BUS serial communication
Rollback Prevention At Start Anti-rollback function (without any external load signal)	Door Operation 2 independently operated car entrances
Encoder Options Incremental encoders (5V TTL or 10-30V HTL) Absolute encoders (EnDat, SinCos or UVW)	Motor Control Mode Synchronous (gearless) machines or induction (geared) machines
Ready-to-connect COP wire cables Standard CAN-BUS serial communication or parallel communication	Software update from USB
Speed Speed range Up to 1,6 m/s	Emergency Rescue Unit 60V DC 4x12V 7Ah Battery 220V 1500VA UPS
Number of floors Up to 24 Stop	



- | | | | |
|----------------------------|-------------|------------------------|-------------|
| • Çalışma Voltajı | : 12-24V DC | • Operating Voltage | : 12-24V DC |
| • X Eksen Reaksiyon Süresi | : 3 sn | • X Axis Reaction Time | : 3 sn |
| • Z eksen Reaksiyon Süresi | : 3 sn | • Z Axis Reaction Time | : 3 sn |
| • Sismik Kategorisi | : 3 | • Seismic Category | : 3 |

Güvenliğiniz Bizim İçin Önemli...

Your Safety is important to us...

Fotosel
Photocell



Fotosel Merkezi
Photocell Center



- | | |
|---|-------------------------------|
| • Alıcı Ve Verici Modül Sayısı / Rx and Tx Module | : 38 Infrared Led |
| • Çalışma Mesafesi / Running Distance | : 0-4000mm |
| • Besleme Gerilimi / Power Supply | : 220v-ac |
| • Çıkış / Exit | : no-nc Relay Contact |
| • İkaz / Warning | : Buzzer |
| • Dikey Tolerans / Vertical Tolerance | : 10mm ,10 Deg. |
| • Tepki Süresi / Response Time | : 50 Msn. |
| • Ölçüler / Dimensions | : 21mm X 7mm X 1950mm |
| • Aydınlık Bağışıklığı / Luminous Immunity | : 100.000 Lüks |
| • Kablo / Cable | : 3x0.22mm ² 235cm |





STEIN LIFT

ELİT ELEKTRONİK VE ASANSÖR SAN.TİC.LTD.ŞTİ.



FABRİKA / FACTORY

Organize Sanayi Bölgesi 8. Cadde
No:71 Kayseri / TÜRKİYE
TEL : +90 352 322 30 00 - 01 02 03
FAX : +90 352 322 30 04



SATIŞ OFİSİ / SALES OFFICE

Yukarı Dudullu Şenol Sk. No: 16 PK: 34775
Ümraniye / İstanbul / TÜRKİYE
TEL: +90 216 365 00 33
FAX: +90 216 365 00 32



WISEDEC LLC / SALES OFFICE

8051 N. TAMIAMI TRAIL SUITE E6
SARASOTA, FLORIDA. US 34243
TEL: +1 (213) 800-9062

 444 999 1

www.steinlift.com.tr | info@steinlift.com

Katalogda yer alan ürünlerin baskıdan kaynaklı renk farklılıkları STEINLIFT için bağlayıcı değildir.
Yazım ve imla hatalarından dolayı STEINLIFT sorumlu tutulamaz. STEINLIFT haber vermeksizin ürünler üzerinde değişiklik yapma hakkını saklı tutar.